

DSK Global defensive companies

January 2022



General information

Date of public offering*

7.3.2008

Net value as of the end of the month

987 698 BGN

DSK Bank's purchase fee

0,30% - one-off; 0,15% - "DSK Inv. plan"

DSK Bank's redemption fee

0.30%

Currency and minimum transaction amount

BGN, 100

Annualized return since inception until the end of the current month**

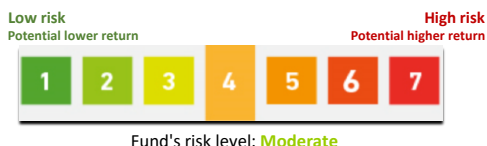
-0.43%

Distributor, points of distribution

DSK Bank, 235 offices

**The result does not calculate the cost of purchase and redemption of units

Synthetic risk indicator



Recommended investment horizon

over 4 - 5 years

Realized return for period

(non-annualized until 31/1/2022)

1 year	3 years	5 years	*inception
14.02%	5.93%	4.24%	-5.76%

Investment strategy

The Fund invests mainly in liquid shares of companies in the consumer goods, healthcare (including pharmacy) sectors, utilities, telecommunications, real estate, oil and gas, and in exchange-traded funds investing predominantly in shares of companies in the these sectors, with potential for price growth, admitted to or traded on a regulated market in Bulgaria or abroad, as well as in debt financial instruments.

Detailed information about the instruments that can be included in the Fund's portfolio and its investment strategy can be found in Art. 8 - art. 11 of the Fund Rules.

Liquidity

At a request for redemption, the customer receives the amount corresponding to the declared in the order amount after its registration with Central Depository, which is usually done by the end of the business day following the day of accepting the order. Orders can be submitted every working day until 5 p.m.;

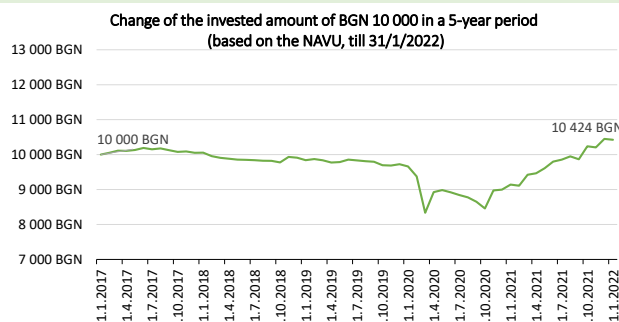
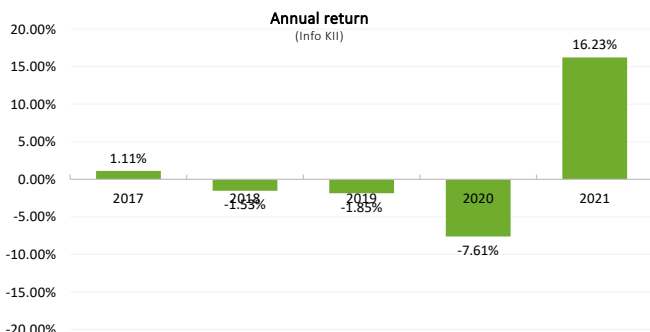
The investor may place a redemption order in any of DSK Bank offices where the Fund is distributed, regardless which office he has purchased the units at.

Profile

DSK Global defensive companies is designed for investors, who:

- want to diversify the risk of their portfolio by investing mainly in shares of countercyclical companies / industries;
- are willing invest in the medium and long term;
- are seeking to increase the return of their free cash in medium and long term.

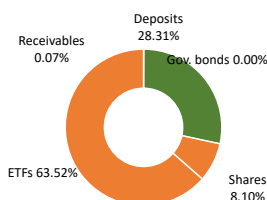
Historical performance



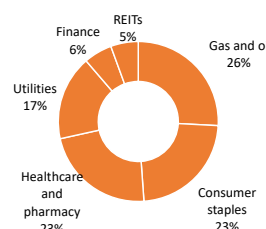
Investments and portfolio 31.1.2022

TOP 5 HOLDINGS	Biggest companies in ETFs portfolio
Total : 24.8%	
iShares S&P 500 Energy Sector ETF Units, ETF 6.5%	Exxon Mobil Corp
iShares STX Europe 600 Utilities DE Units, ETF 5.3%	Chevron Corp
Lyxor STOXX Europe 600 Healthcare ETF Units, ETF 4.4%	ConocoPhillips
SPDR MSCI Europe Consumer Staples ETF Units, ETF 4.4%	Iberdrola Sa
iShares STOXX Europe 600 Health Care ETF Units, ETF 4.2%	Enel Spa
	National Grid Plc
	Roche Holding AG
	Novartis AG
	Astrazeneca Plc
	Nestle SA
	Unilever Plc
	Diageo Plc
	Roche Holding AG
	Novartis AG
	Astrazeneca Plc

PORTFOLIO BREAKDOWN



SECTOR BREAKDOWN



Detailed information about the units of Mutual funds distributed by DSK Bank can be obtained from the Bank's offices, distributing units of mutual funds, as well as from the websites of DSK Bank (www.dskbank.bg) and DSK Asset Management AD (www.dskam.bg).

The information is available in Bulgarian.

Investors should keep in mind that the unit value of the Mutual Fund and the generated income can decrease. Profit is not guaranteed, and they bear the risk of not retaining the initial value of their capital. Investments in units of the Mutual Fund are not insured neither by a Government Fund nor in any other way. Previous performance of the Fund has no relationship with nor is an indicator of future results.

The data in the Bulletin is based on values publicly announced on the last business day of the month.

Additional information:
ISIN: BG900005082

Management company:
DSK Asset Management AD
Address: 1000, Sofia, 36, Alabin str., floor 3
tel.: 02 / 930 1000