

Product Profile

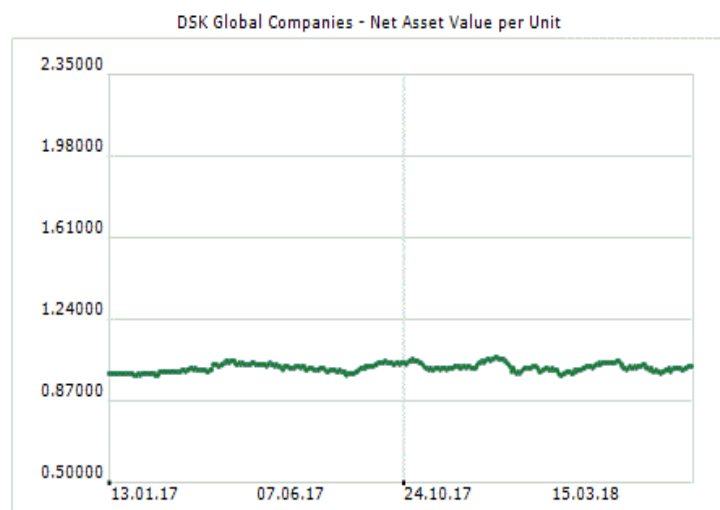
DSK Global companies has been designed for investors who are looking for:

- a possibility of higher returns through price movement of equities of global companies;
- investment whose result reflects the capabilities of developed capital
- diversified portfolio with a number of different equities of global companies and /or exchange-traded funds, through which optimize the risk, even for small investments
- a way to invest in the medium and long term, but with the possibility of withdrawal (partial or full) at any time without jeopardizing the achieved investment return.

Realized return for period (non-annualized until 31 July 2018)

| 6 months | 1 year | 3 years | 5 years | inception |
|----------|--------|---------|---------|-----------|
| -2,43% | 1,74% | n.a. | n.a. | 3,12% |

Net Asset Value per Unit (NAVU), 13/01/17 - 31/07/18



Immediate Liquidity

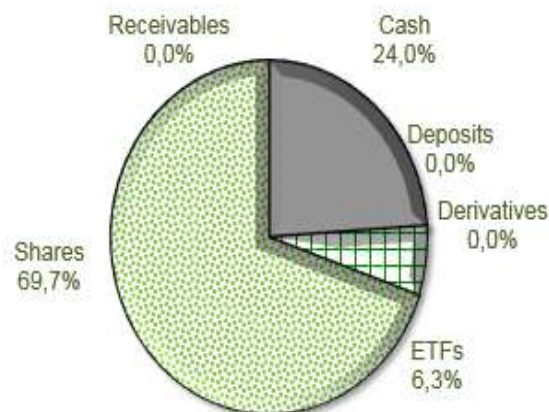
- At a request for redemption, the customer receives immediately 70% to 100% of the value of his/her units on the order type, while the remainder is delivered the next
- Orders can be submitted every working day until 5 p.m.;
- The investor can submit a redemption order for his/her units in every branch of DSK Bank regardless of whether it coincides the point of purchase as long as it offers the Fund;
- Order type - The investor can submit a purchase or redemption order for "Value" (i.e. a specific amount) as well as for "Number of Units"

Management

"DSK Global companies" is managed by "DSK Asset Management" AD - management company licensed under the

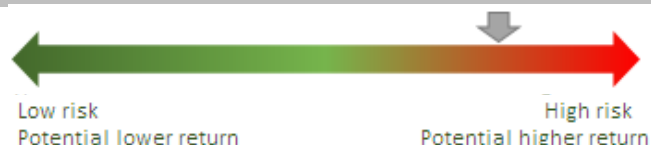
Annual return

Portfolio structure as of 31 July 2018



Risk and return profile of the Fund

The risk/return indicator gives the overview of the risk level of the Fund and its return potential.



| Data as of 31 July 2018 | Top five holdings of the Fund's portfolio | Characteristics |
|--|---|--|
| Standard deviation 9,825% | BASF SE shares 4,7% | Recommended Investment Horizon more than 4-5 years |
| Net asset value per unit 1,03122 | Fresenius SE & CO KGAA shares 3,1% | Nominal value of 1 unit - BGN 1.00000 Estimation of NAVU - daily |
| Fund's net asset value BGN 8 275 063 | ERSTE GROUP BANK AG shares 3,7% | Settlement - Orders / Deals with units T / (T+1) |
| Max NAVU for the last 12 months 1,07271 | Airbus SE shares 4,8% | ***Purchase fee*** - 1,25% of NAVU **Redemption fee - 0.25% of NAVU |
| Min NAVU for the last 12 months 0,99053 | Cap Gemini S.A. shares 3,4% | ISIN код - BG9000001172 |
| Distribution 195 DSK Bank offices | Total for the top five holdings 19,7% | Date of public offering 13-Jan-17 |

**** Distributors's fee (DSK Bank) under its Tariff**

***** Upon purchase of units with a multiple purchase order under an investment plan the fee is 50% of the current amount.**

The calculated return is based on NAVU and does not include any issuing and redemption costs (distribution fees) as specified in the Rules and Prospectus of the Mutual Fund. Standard deviation reflects the change in return for the last 52 weeks. All values in the Bulletin are publicly declared for the last business day of the month.

Investors should keep in mind that the unit value of the Mutual Fund and the generated income can decrease. Profit is not guaranteed, and they bear the risk of not retaining the initial value of their capital. Investments in units of the Mutual Fund are not insured neither by the Fund nor in any other way. Previous performance of the Fund has no relationship with nor is an indicator of future results. For reference with The Prospect and The Rules of the Funds organized and managed by DSK Asset Management as well as additional information, please visit the office of the Asset Management Company on the following address: Sofia 1000. 36 Alabin Str.. fl. 3 or the web-site - www.dskam.bg.