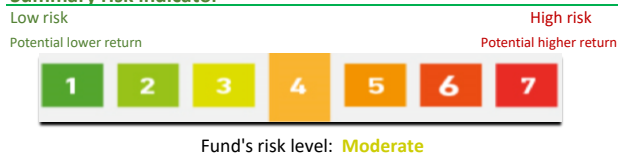


### General information

<b>Date of public offering</b>	15.8.2018
<b>Distributor</b>	DSK Bank
<b>Net value as of the end of the month</b>	5 984 922 BGN
<b>Currency and minimum transaction amount</b>	BGN, 1000 - one-off; BGN 300 - "DSK Inv. plan"
<b>Annual expenses for 2023, total*</b>	3,1%
<b>DSK Bank's distribution fees:</b>	
<a href="http://Bank's Tariff: dskbank.bg">Bank's Tariff: dskbank.bg</a>	

\*Expenses related to the management of the Fund's assets, calculated as a percentage of the average annual net asset value for the last financial year, incl. success fee, calculated as 20% of the realized return, exceeding the profitability of the determined reference index. They are reflected in the Net asset value per unit, resp. are reflected in the return for the respective period. The success fee is due to the Management Company even in case of a negative yield of the Fund, if this negative yield is higher than the return of the Reference Index. Detailed information on the success fee is available in the Prospectus.

### Summary risk indicator



According to regulatory requirements (PRIIPs, Regulation (EU) No. 1286/2014) a new indicator is used when determining and presenting risk indicators of the funds managed by DSK Asset Management - "Summary risk indicator" (SRI - summary risk indicator, on a scale from 1-low to 7-high). It is determined on the basis of historical data from the fund's activity, and in the absence of sufficient history - on the basis of a suitable reference indicator or substitute, considering the market risk according to the fund's investment horizon, taking into account the credit risk, i.e. the credit quality of the instruments in which the fund invests. Additional information in the fund's Prospectus.

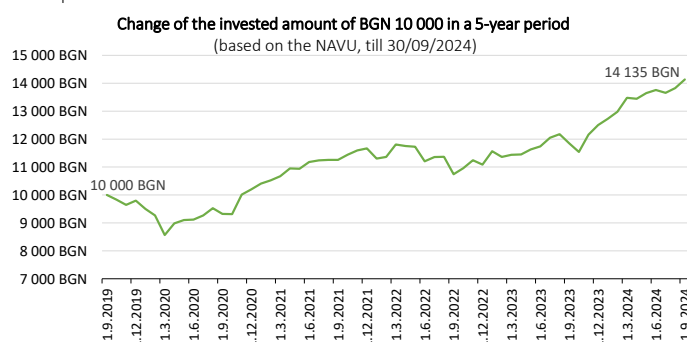
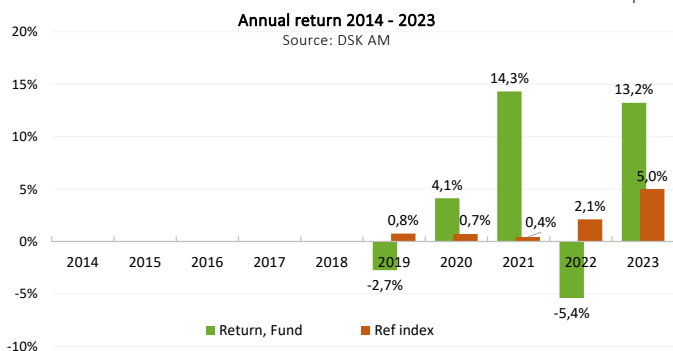
### Realized return for period

(non-annualized until 30/09/2024)

1 year	3 years	5 years
19,28%	25,56%	41,35%

### Historical performance

The results achieved in previous periods do not predict future returns.



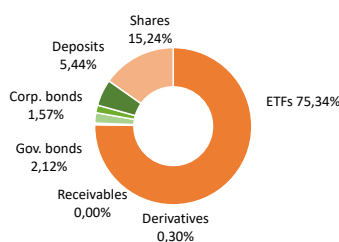
### Investments and portfolio

30.9.2024

#### TOP 5 HOLDINGS

iShares NASDAQ 100 ETF	34,3%
Units, ETF	7,8%
iShares Gold Producers ETF	7,8%
Units, ETF	6,2%
Invesco S&P 500 ESG - Acc ETF	6,2%
Units, ETF	6,2%
iShares MSCI USA ESG Enhanced USD - Acc ETF	6,2%
Units, ETF	6,2%
AMUNDI S&P 500 ESG ETF	6,2%
Units, ETF	6,2%

#### PORTFOLIO BREAKDOWN



#### DEBT INSTRUMENTS BY COUNTRY



This newsletter is a marketing material and it is for informational purposes only. It is not an investment advice, investment recommendation or investment research. The information in the newsletter is valid as of the date of publication and may change in the future. The value of the fund's units and the investment income may decrease, profit is not guaranteed and investors take the risk of not recovering their investment. Please, read the Prospectus and the the main information document before the final investment decision, which are in Bulgarian and are available on the website of DSK Asset Management AD (dskam.bg). Upon request they can be received free of charge at the office of the Company or at the offices of DSK Bank, that are points if funds' distribution, every working day within their working hours. Investors can get a summary of their rights in Bulgarian at the following link:

<https://dskam.bg/docs/librariesprovider3/dskam/documents/unitholders-rights.pdf>

Additional information:  
ISIN: BG9000003168

Management company:  
DSK Asset Management AD  
Address: 1000, Sofia, 36,  
Alabin str., floor 3  
tel.: 02 / 930 1000

### Investment strategy

DSK Dynamics can invest in all asset classes traded on the financial and capital markets in the country and abroad and can hold "long positions" through direct investments and / or derivative financial instruments, as well as "short positions" through derivatives. The management company will follow an absolute return strategy in portfolio management, aiming to achieve a result exceeding the return of the reference index (12M EURIBOR + 1%), regardless of the movement of the financial markets while taking moderate to high risk. The Fund is actively managed and the Reference Index is used solely as an indicator to assess performance and to calculate the success fee. Detailed information on the financial instruments that can be included in the Fund's portfolio can be found in the Rules and the Prospectus.

### Recommended investment horizon

medium term

### Liquidity

At a request for redemption, the customer receives the amount corresponding to the declared in the order amount after its registration with Central Depository, which is usually done by the end of the business day following the day of accepting the order. Orders can be submitted every working day until 4 p.m.; The investor may place a redemption order in any of DSK Bank offices where the Fund is distributed, regardless which office he has purchased the units at.

### Profile

DSK Dynamics is designed for investors, who:

- are looking for an investment that can yield a return exceeding the referent index return within the minimum recommended investment horizon of three years;
- wish to have a secure and rapid liquidity without jeopardizing the investment income achieved;
- are willing to take a higher investment risk looking for higher profitability.