

## General information

## Date of public offering\*

15.8.2018

## Net value as of the end of the month

2 222 138 BGN

## DSK Bank's purchase fee

1,00% - one-off; 0,50% - "DSK Inv. plan"

## DSK Bank's redemption fee

0,25%

## Currency and minimum transaction amount

BGN, 1000 - one-off; 300 - "DSK Inv. plan"

## Annualized return since inception until the end of the current month\*\*

-4,29%

## Distributor, points of distribution

DSK Bank, 244 offices

\*\*The result does not calculate the cost of purchase and redemption of units

## Synthetic risk indicator



## Recommended investment horizon

over 3 years

## Realized return for period

(non-annualized until 30/10/2020)

1 year	3 years	*inception
-5,23%	n.a.	-9,25%

## Investment strategy

DSK Dynamics can invest in all classes of assets traded on the financial and capital markets in the country and abroad, including derivative financial instruments, through which it can hold "long positions" as well as "short positions". The Management Company will follow the Absolute Return Strategy in managing the Fund's portfolio, aiming to achieve a result that exceeds the Reference Index yield (12M EURIBOR + 1%), regardless of the movement of financial markets within the minimum recommended investment horizon of 3 years in taking moderate to high risk.

Detailed information about the instruments that can be included in the Fund's portfolio and its investment strategy can be found in Art. 8 - art. 11 of the Fund Rules.

## Liquidity

At a request for redemption, the customer receives the amount corresponding to the declared in the order amount after its registration with Central Depository, which is usually done by the end of the business day following the day of accepting the order. Orders can be submitted every working day until 5 p.m.;

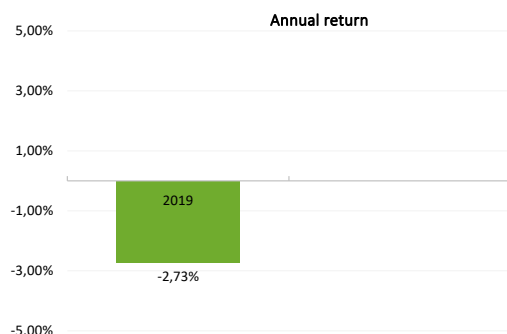
The investor may place a redemption order in any of DSK Bank offices where the Fund is distributed, regardless which office he has purchased the units at.

## Profile

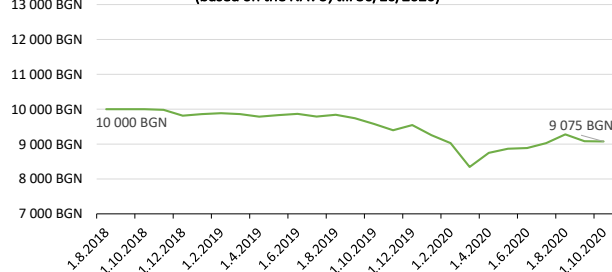
DSK Dynamics is designed for investors, who:

- are looking for an investment that can yield a return exceeding the referent index return within the minimum recommended investment horizon of three years;
- wish to have a secure and rapid liquidity without jeopardizing the investment income achieved;
- are willing to take a higher investment risk looking for higher profitability.

## Historical performance



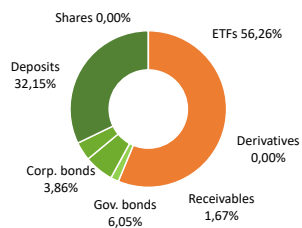
Change of the invested amount of BGN 10 000 since inception  
(based on the NAVU, till 30/10/2020)



## Investments and portfolio 31.10.2020

TOP 5 HOLDINGS	
Total :	35,9%
Lyxor MSCI Korea C-EUR ETF Units, ETF	8,2%
iShares S&P 500 EUR Hedged ETF (ACC) Units, ETF	8,1%
SPDR Russell 2000 U.S. Small Cap ETF Units, ETF	7,1%
iShares NASDAQ 100 ETF Units, ETF	6,3%
INVECO S&P 500 ETF Units, ETF	6,2%

## PORTFOLIO BREAKDOWN



## DEBT INSTRUMENTS BY COUNTRY



Detailed information about the units of Mutual funds distributed by DSK Bank can be obtained from the Bank's offices, distributing units of mutual funds, as well as from the websites of DSK Bank ([www.dskbank.bg](http://www.dskbank.bg)) and DSK Asset Management AD ([www.dskam.bg](http://www.dskam.bg)).

The information is available in Bulgarian.

Investors should keep in mind that the unit value of the Mutual Fund and the generated income can decrease. Profit is not guaranteed, and they bear the risk of not retaining the initial value of their capital. Investments in units of the Mutual Fund are not insured neither by a Government Fund nor in any other way. Previous performance of the Fund has no relationship with nor is an indicator of future results.

The data in the Bulletin is based on values publicly announced on the last business day of the month.

**Additional information:**  
ISIN: BG9000003168

**Management company:**  
DSK Asset Management AD  
**Address:** 1000, Sofia, 36, Alabin str., floor 3  
**tel.:** 02 / 930 1000