

# DSK Alternative 1

January 2022



## General information

### Date of public offering\*

4.3.2013

### Net value as of the end of the month

30 241 712 BGN

### DSK Bank's purchase fee

0.00%

### DSK Bank's redemption fee

0.00%

### Currency and minimum transaction amount

BGN, 500

### Annualized return since inception until the end of the current month\*\*

0.34%

### Distributor, points of distribution

DSK Bank, 235 offices

**\*\*The result does not calculate the cost of purchase and redemption of units**

## Synthetic risk indicator



## Recommended investment horizon

around or over 12 months

## Realized return for period

(non-annualized until 31/1/2022)

1 year	3 years	*inception
-1.06%	-0.39%	3.10%

## Investment strategy

The investment strategy envisages investment of the Fund's assets applying a conservative investment strategy with the aim to ensure a predictable growth of the value of the Fund's units with limited fluctuations.

In view of achievement its investment goals the Fund shall stick to an investment policy of investment predominantly in high-quality debt securities and fixed-income instruments.

Detailed information about the instruments that can be included in the Fund's portfolio and about its investment strategy can be found in art. 9 – 11 of the Fund's Rules.

## Liquidity

At a request for redemption, the customer receives the amount corresponding to the declared in the order amount after its registration with Central Depository, which is usually done by the end of the business day following the day of accepting the order. Orders can be submitted every working day until 5 p.m.;

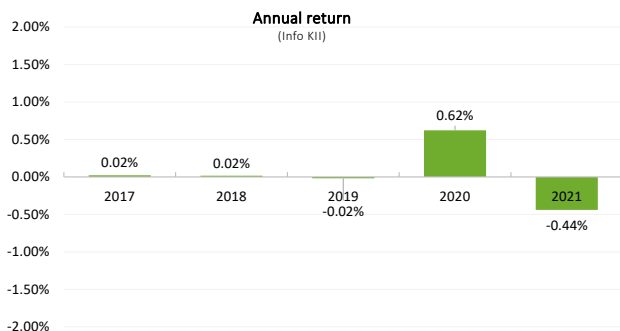
The investor may place a redemption order in any of DSK Bank offices where the Fund is distributed, regardless which office he has purchased the units at.

## Profile

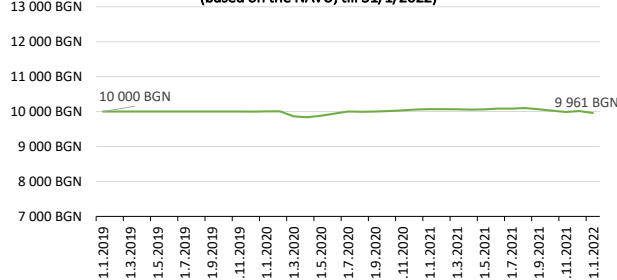
DSK Alternative 1 is designed for investors - individuals, who:

- prefer an investment with small changes in profitability (low risk) with relatively constant return;
- want to have secure and immediate liquidity without jeopardizing the achieved investment income;
- seek to increase the return on their free cash in a short-term period;
- want to diversify the risk of their portfolio;

## Historical performance



Change of the invested amount of BGN 10 000 in a 3-year period  
(based on the NAVU, till 31/1/2022)



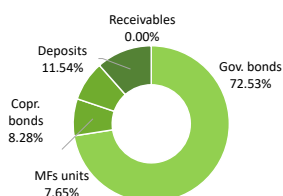
## Investments and portfolio (31/1/2022)

**TOP 5 HOLDINGS**

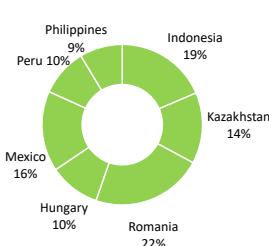
Total : 66.1%

Mexico Gov. bonds	13.1%
Indonesia Gov. bonds	15.0%
Hungarian Development Bank Corp. bonds	8.3%
Romania Gov. bonds	18.1%
Kazakhstan Gov. bonds	11.6%

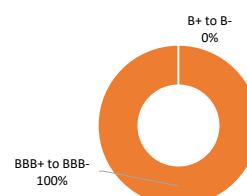
### PORTFOLIO BREAKDOWN



### DEBT INSTRUMENTS BY COUNTRY



### DEBT INSTRUMENTS BY CREDIT RATINGS\*



\* An available rating on the following priority is used: 1) on S&P scale; 2) on Moody's scale; 3) on Fitch scale. Ratings differing from S&P are equalized to the S&P scale

Detailed information about the units of Mutual funds distributed by DSK Bank can be obtained from the Bank's offices, distributing units of mutual funds, as well as from the websites of DSK Bank ([www.dskbank.bg](http://www.dskbank.bg)) and DSK Asset Management AD ([www.dskam.bg](http://www.dskam.bg)).

The information is available in Bulgarian.

Investors should keep in mind that the unit value of the Mutual Fund and the generated income can decrease. Profit is not guaranteed, and they bear the risk of not retaining the initial value of their capital. Investments in units of the Mutual Fund are not insured neither by a Government Fund nor in any other way. Previous performance of the Fund has no relationship with nor is an indicator of future results.

The data in the Bulletin is based on values publicly announced on the last business day of the month.

## Additional information:

ISIN: BG9000002139

## Management company:

DSK Asset Management AD

Address: 1000, Sofia, 36, Alabin str., floor 3

tel.: 02 / 930 1000